




Membership fees (2018)

Fees for Full and Associate Members are calculated on the basis of the member organisation's annual revenue (in CHF). See table below.

Annual membership fee Table

	Based on annual revenue in chf	CHF contribution
 Full Member	Global Family or Federation over 100m	20,000
	50 m and over	15,000
	30-50m	10,000
	10-30m	6,000
	5m – 10m	3,000
	1- 5 million	1,000
	500k to 1 million	500
	0-500k	100
	 Associate Member	100 m and over
50 m and over		12,000
30-50m		8,000
10-30m		5,000
5m – 10m		2,000
1- 5 million		800
500k to 1 million		400
0-500k		100
 Individuals		80

Members are invoiced annually by the Sphere Office. Fees are payable within eight weeks of receiving the invoice. For more information, see Membership Policy.

For more information, please contact membership@spherestandards.org or visit www.spherestandards.org/membership.